



National Marine Manufacturers Association

nmma.org

ECONOMIC SIGNIFICANCE OF RECREATIONAL BOATING IN FLORIDA

CONGRESSIONAL DISTRICT 9

Number of Recreational Boats*	15,509
Recreational Boating Industry Businesses	40
Total Jobs	1,126
Annual Recreational Boating-Related Spending	\$60.8 MILLION





TOTAL ANNUAL ECONOMIC IMPACT OF RECREATIONAL BOATING:

\$143.1 MILLION

RECREATIONAL BOATS IN FL-9

TOTAL BOATS* **15,509**

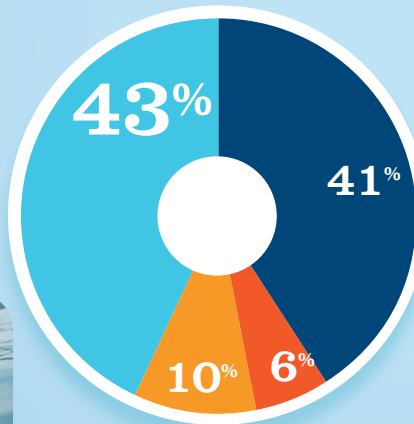
REGISTERED BOATS	15,509
Power boats	11,797
PWCs	2,885
Sailboats	194
Other Boats	633
HOUSEHOLDS PER BOAT	15.8



* Total boats are registered boats as reported by states to the USCG.

RECREATIONAL BOATING CREATES JOBS IN FL-9

TOTAL BOATING JOBS	807
Boat Building	350
Motor / Engine Mfg.	-
Accessory / Supplies Mfg.	77
Dealers / Wholesalers	49
Boat Services	331

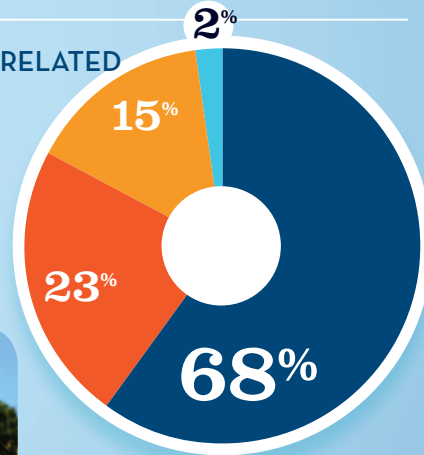


BOAT BUILDING 43%
MOTOR/ENG. MFG. + 10%
ACC./SUPPLIES MFG. 0%
DLRS/WHOLESALERS 6%
BOAT SERVICES 41%



RECREATIONAL BOATING-RELATED BUSINESSES IN FL-9

TOTAL BUSINESSES	40
Boat Building	1
Motor / Engine Mfg.	-
Accessory / Supplies Mfg.	6
Dealers / Wholesalers	9
Boat Services	24

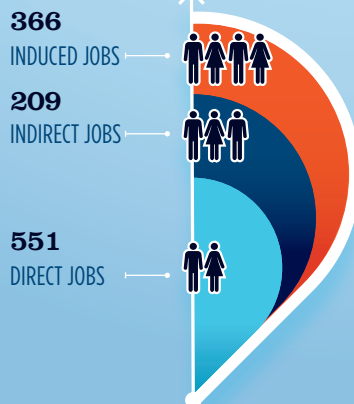


BOAT BUILDING 23%
MOTOR/ENG. MFG. + 0%
ACC./SUPPLIES MFG. 15%
DLRS/WHOLESALERS 2%
BOAT SERVICES 68%



ESTIMATED JOBS IMPACT OF RECREATIONAL BOATING-RELATED SPENDING IN FL-9

EST. TOTAL JOBS	11,126
EST. TOTAL LABOR INCOME	\$46.5 MILLIONS
Est. Direct Income	\$18.8
Est. Indirect Income	\$11.7
Est. Induced Income	\$16.0



RECREATIONAL BOATING INDUSTRY SALES IN FL-9

Boat Building	\$90.3	\$90.3 MILLION
Motor / Engine Mfg.	\$0.0	\$0.0 MILLION
Accessory / Supplies Mfg.	\$20.9	\$20.9 MILLION
TOTAL MFG. SALES	\$111.2	
Dealers / Wholesalers	\$24.2	\$24.2 MILLION
Boat Services	\$79.9	\$79.9 MILLION
TOTAL RETAIL & SERVICES SALES	\$104.1	

BOAT BUILDING 90.3%
MOTOR/ENG. MFG. 0%
ACC./SUPPLIES MFG. 20.9%
DLRS/WHOLESALERS 24.2%
BOAT SERVICES 79.9%